

# ~~Fupact INFB switch-disconnectors fuses~~ ~~菲士掣 32-800A~~

## Interpact INS switch-disconnectors 隔離開關 40-630A

## VARIO switch-disconnectors 隔離開關 25-80A

A perfectly co-ordinated offer with complete  
Schneider Electric range

Fupact, Interpact & VARIO, products that you can trust for  
short-circuit protection and isolation. These products are now  
further enriched with a range of enclosure with IP54 rating.

與施耐德電氣全線產品 配合無間的完美方案

Fupact, Interpact & VARIO — 您可信賴的短路保護及隔離裝置。  
現在配備一系列符合IP54保護等級的外殼，組成一個高兼容性的系統。



**Schneider**  
Electric

施耐德電氣

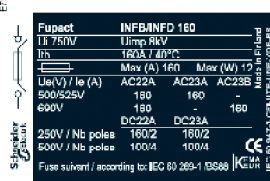
## Table of Content 目錄

<b>Functions and Characteristics 功能及特性</b>	1
<b>Selection Table 選型表</b>	
<del>Fupact INFB Switch-Disconnectors Fuses 菲士掣</del>	<del>2 - 3</del>
Interpact INS Switch-Disconnectors 隔離開關	4 - 5
VARIO Switch-Disconnectors 隔離開關	6 - 7
<b>Catalogue Number 產品編號</b>	
<del>Fupact INFB Switch-Disconnectors Fuses 菲士掣</del>	<del>8</del>
Interpact INS Switch-Disconnectors 隔離開關	8
VARIO Switch-Disconnectors 隔離開關	9
<b>Technical Specifications 技術參數</b>	
Enclosed <del>Fupact</del> / Interpact, IP54	back cover
Fupact / Interpact 連箱, IP54	

## Functions and Characteristics 功能及特性

## Fupact INFB Switch-Disconnectors Fuses 菲士掣 Interpact INS Switch-Disconnectors 隔離開關 VARIO Switch-Disconnectors 隔離開關

E79415




Schneider Electric

Fupact INFBINFD 160			
Ui 750V Uimp 8kV			
Ith 160A / 40°C			
Ith		MMax (A) 160 MMax (W) 12	
Ue(V) / Ie (A)	AC22A	AC23A	AC23B
500/250	180	160	
690V	180		160
	DC22A	DC23A	
230V / Nb poles	160/2	160/2	
500V / Nb poles	100/4	100/4	
Fuse suitable according to IEC 60 269-1 BS88			

IEC 60947-3 2000 Edition

INF. label.

E48902



Schneider Electric

INS 250

Ui 750V Uimp 8kV IEC 947-3  
Ith 250A 60°C

	AC22A	AC23A	DC23A (2/4P)
Ue(V)	690	500 690	125(2P) 250(4P)
Ie (A)	250	250 250	250 250

CEL LITE  
UNE VDE BS

### 符合的標準

Fupact 菲士掣、Interpact 隔離開關及 VARIO 隔離開關及其輔助組件符合下列國際推薦標準：

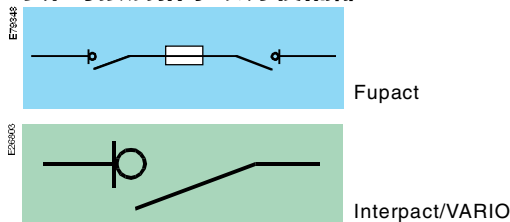
- IEC 60947-1：總則
  - IEC 60947-3：開關，隔離開關，負荷開關及熔斷器組合單元
  - IEC 60947-5.1：控制設備和開關；自動控制元件
- Fupact 菲士掣可配合 BS 88 工業型熔斷器使用。

### 選擇性保護

Fupact 菲士掣提供最佳的電力穩定性及保護性。它具有選擇性保護設施的功能，可協調以下幾種系統設計：

- Fupact 熔斷器上級及 Fupact 熔斷器下級
- Masterpact NW 空氣斷路器上級及 Fupact 熔斷器下級
- Compact NSX 塑殼空氣斷路器上級及 Fupact 熔斷器下級
- Fupact 熔斷器上級及 Compact NSX 塑殼斷路器下級

### 可靠的接觸指示以方便隔離



所有 Fupact, Interpact 及 VARIO 裝置的隔離線路均採用 IEC 60947-3 標準：

- 觸頭隔離位置在 "O" (OFF 位置)
- 除非接點完全打開，否則操作手柄不能在 "OFF" 位置
- 當接點處於打開狀態，方可安裝 "OFF" 位置掛鎖

延伸手柄的安裝不會改變隔離操作的可靠性。隔離功能具有保證性測試，可以確保：

- 位置指示系統的機械接觸可靠性
- 無漏電電流
- 於其上下級接點之間的耐過壓值

### 周邊溫度

- Fupact 菲士掣可在 -25°C 至 +70°C 內正常操作。當周邊溫度高於 40°C 時，需考慮減值係數。
- Interpact 隔離開關可在 -25°C 至 +70°C 內正常操作。當周邊溫度高於 60°C 時，需考慮減值係數。
- VARIO 隔離開關可在 -20°C 至 +50°C 內正常操作。

### Compliance with standards

Fupact switch-disconnectors fuses, Interpact switch-disconnectors, VARIO switch-disconnectors and their auxiliaries comply with the following international recommendations :

- IEC 60947-1 : general rules;
- IEC 60947-3 : switches, disconnectors, switch-disconnectors and fuse-combination units
- IEC 60947-5.1: control-circuit devices and switching elements; automatic-control components.

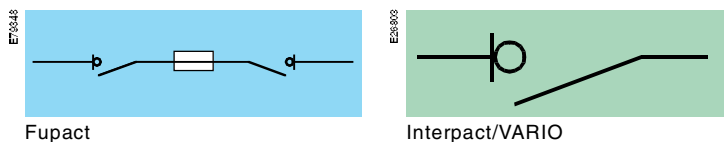
Fupact switch-fuses are designed for use with BS 88 industrial type fuse-links.

### Protection Discrimination

Fupact offers the best probability of continued availability of electrical power following faults. Coordination and discrimination are possible between:

- Fupact fuse-link upstream and Fupact fuse-link downstream;
- Masterpact NW circuit breaker upstream and Fupact fuse-link downstream;
- Compact NSX circuit breaker upstream and Fupact fuse-link downstream;
- Fupact fuse-link upstream & Compact NSX circuit breaker downstream.

### Suitable for isolation with positive contact indication



All Fupact, Interpact and VARIO devices are suitable for isolation as defined in IEC standard 60947-3:

- the isolation position corresponds to the "O" (OFF position) ;
- the operating handle cannot indicate the OFF position unless the main contacts are effectively open;
- locking in the OFF position is not possible unless the main contacts are actually open.

Installation of an extended handle does not alter the suitability for isolation. The isolation function is certified by tests guaranteeing:

- the mechanical reliability of the position-indication system;
- the absence of leakage currents;
- overvoltage withstand capacity between upstream and downstream connections.

Clearly visible fuse-links:

- fuse-link technical characteristics are clearly visible from the front through large view ports.

### Ambient temperature

- Fupact switch-disconnectors fuses can be used at temperature ranging from -25°C to +70°C. When above 40°C, always take into account the derating coefficients.
- Interpact switch-disconnectors can be used at temperature ranging from -25°C to +70°C. When above 60°C, always take into account the derating coefficients.
- VARIO switch-disconnectors can be used at temperature ranging from -20°C to +50°C.

## Selection Table 選型表



INFB32



INFB100



INFB800

## Fupact INFB Switch-Disconnectors Fuses Electrical Characteristics as per IEC 60947-1 / IEC 60 Fupact INFB 菲士掣 電氣特性符合 IEC 60947-1 / IEC 60947-3 及 EN 6094

### Fupact INFB switch-disconnectors fuses 菲士掣

Conventional thermal current (A) 額定發熱電流	In free air 敞開	<b>I<sub>th</sub></b> at 40 °C
	Maximum fuse power dissipation (W) 最大熔斷器能量消耗	
	In enclosure 封閉	<b>I<sub>the</sub></b> at 40 °C
	Maximum fuse power dissipation (W) 最大熔斷器能量消耗	
Rated insulation voltage (V) 額定絕緣電壓	<b>U<sub>i</sub></b>	AC 50/60 Hz / DC
Rated impulse-withstand voltage (kV) 額定沖擊耐壓	<b>U<sub>imp</sub></b>	
Rated operational voltage (AC20 and DC20) (V) 額定工作電壓	<b>U<sub>e</sub></b>	
Rated operational voltage (V) 額定工作電壓	<b>U<sub>e</sub></b>	AC 50/60 Hz
		DC
Rated operational current (A) 額定工作電流	<b>I<sub>e</sub></b>	AC
		50/60 Hz
		220/240 V
		380/415 V
		440/480 V <sup>(1)</sup>
500/525 V		
660/690 V		
Rated short circuit making capacity 額定短路接通容量 Switch-disconnector without fuse protection 隔離開關 — 不連熔斷器保護	<b>I<sub>cm</sub></b> (kA peak)	415 V
		500 V
Rated short circuit breaking capacity (kA rms) 額定短路分斷容量 Switch-disconnector with fuse protection 隔離開關 — 連熔斷器保護	<b>I<sub>cn</sub> / I<sub>cm</sub></b>	415 V
		500 V
Rated short time withstand current (A rms) 額定短時耐受電流	<b>I<sub>cw</sub></b>	1 s
		3 s
		20 s
		30 s
Endurance (category A) (CO cycles) 最大期望維護值 (A類)	Mechanical 機械	Electrical AC AC22A 500 V
		電力 AC22A 690 V
		AC23A 500 V
		AC23A 690 V
Suitability for isolation 絕緣的安全性		
<b>Fuse-link selection 菲士連接</b>		
BS / (fixing centres in mm)	BS88 ref.	
BS / (安裝中心點以 mm 計)	Fixing Center 安裝中心(mm)	
	Fuse rating 菲士額定電流	
<b>Control 控制</b>		
Extended front rotary handle 延伸前置旋轉手柄		
Extended lateral rotary handle 延伸側置旋轉手柄		
Locking by padlocking 扣鎖鎖上		
<b>Indication auxiliaries 指示輔件</b>		
Auxiliary contact 輔助接點		
Blown fuse indicator 熔斷顯示		
Fuse monitor 熔斷器檢測器		
Auxiliary contact test position 輔助接點測試位置		
<b>Installation and connection accessories 安裝與連接配件</b>		
Bare-cable connectors 裸電纜接線器		
Terminals 端子		
Neutral link 中線連接		
Terminal shields 端子護罩		
<b>Dimensions and weight 尺寸和重量</b>		
Overall dimensions H x W x D (mm) 總尺寸	3P	
	4P	
Approximate weight without fuses (kg) 大約重量 (不連熔斷器)	3P	
	4P	

(1) Suitable for 480 V NEMA. 適用於 480V NEMA

(2) AC23B.

(3) Maximum fuse body diameter 最大熔斷器直徑:  $\varnothing$  32 mm

(4) Maximum fuse body diameter 最大熔斷器直徑:  $\varnothing$  55 mm

947-3 and EN 60947-1 / EN 60947-3

7-1 / EN 60947-3 標準

INFB32		INFB63		INFB100		INFB160		INFB200		INFB250		INFB400		INFB630		INFB800	
3 poles/ 3 fuses 三極/三組熔斷器		3 poles/ 3 fuses 三極/三組熔斷器		3 poles/ 3 fuses 三極/三組熔斷器		3 poles/ 3 fuses 三極/三組熔斷器		3 poles/ 3 fuses 三極/三組熔斷器		3 poles/ 3 fuses 三極/三組熔斷器		3 poles/ 3 fuses 三極/三組熔斷器		3 poles/ 3 fuses 三極/三組熔斷器		3 poles/ 3 fuses 三極/三組熔斷器	
4 poles / switched neutral 四極/開關中線		4 poles / switched neutral 四極/開關中線		4 poles / switched neutral 四極/開關中線		4 poles / switched neutral 四極/開關中線		4 poles / switched neutral 四極/開關中線		4 poles / switched neutral 四極/開關中線		4 poles / switched neutral 四極/開關中線		4 poles / switched neutral 四極/開關中線		4 poles / switched neutral 四極/開關中線	
32		63		100		160		200		250		400		630		800	
3.5		7.5		12		12		17		23		45		60		65	
32		63		100		160		200		250		400		630		800	
3.5		7.5		12		12		15		18		23		27		34	
1000		1000		1000		1000		1000		1000		1000		1000		1000	
12		12		12		12		12		12		12		12		12	
690		690		690		690		1000		1000		1000		1000		1000	
690		690		690		690		690		690		690		690		690	
250		250		500		500		750		750		750		750		750	
AC22A	AC23A	AC22A	AC23A	AC22A	AC23A	AC22A	AC23A	AC22A	AC23A	AC22A	AC23A	AC22A	AC23A	AC22A	AC23A	AC22A	AC23A
32	32	63	63	100	100	160	160	200	200	250	250	400	400	630	630	800	800
32	32	63	63	100	100	160	160	200	200	250	250	400	400	630	630	800	800
32	32	63	63	100	100	160	160	200	200	250	250	400	400	630	630	800	800
32	32	63	63	100	100	160	160	200	200	250	250	400	400	630	630	800	800
32	32	63	63 <sup>(2)</sup>	100	100 <sup>(2)</sup>	160	160 <sup>(2)</sup>	200	200	250	250	400	400	630	630	800	800
9	17	22		22		22		35		40.5		59		77		77	
7.5	17	22		22		22		37.5		37.5		63.5		83		83	
6	13	15		15		15		28		28		48		55		55	
80/176	80/176	80/176		80/176		80/176		80/176		80/176		80/176		80/176		80/176	
100/220	100/220	100/220		100/220		100/220		100/220		100/220		100/220		100/220		100/220	
50/105	50/105	50/105		50/105		50/105		80/176		80/176		80/176		80/176		80/176	
1000	2500	5000		5000		5000		8000		8000		14000		18000		18000	
570	1440	2900		2900		2900		4620		4620		8080		10400		10400	
220	560	1150		1150		1150		1790		1790		3130		4000		4000	
180	460	950		950		950		1460		1460		2350		3300		3300	
10000	10000	10000		10000		10000		10000		10000		8000		5000		5000	
1500	1500	1500		1500		1500		1000		1000		1000		1000		1000	
1500	1500	1500		1500		1500		1000		1000		1000		1000		1000	
1500	1500	1500		1500		1500		1000		1000		1000		1000		1000	
1500	1500	1500		1500		1500		1000		1000		1000		1000		1000	
■	■	■	■	■	■	■	■	■	■	■	■	■	■	■	■	■	■
A2 - A3	A2 - A3	A2 - A3	A2 - A4	A2 - A4	A2 - A4	B1 - B2	B1 - B3	B1 - B3	B1 - B4	C1	C1 - C2	C1	C1 - C2	C1	C1 - C2	C1 - C2	C1 - C2
73 (M5)	73 (M5)	73 (M5)	73 (M5) / 94 (M8)	73 (M5)	94 (M8)	111 (M8)	111 (M8)	111 (M8)	111 (M8)	133, 184 (M10)	133, 184 (M10)	133, 184 (M10)	133, 184 (M10)	133, 184 (M10)	133, 184 (M10)	133, 184 (M10)	133, 184 (M10)
2, 4, 6, 10, 16, 20, 35, 32A	40, 50, 83A	80, 100A	80, 100A	80, 100A	125, 160A	125, 160, 200A	250A	250, 315A	355, 400A	355, 400A	450, 500, 560, 630A	355, 400A	450, 500, 560, 630A	355, 400A	450, 500, 560, 630A	670, 710, 750, 800A	
■	■	■	■	■	■	■	■	■	■	■	■	■	■	■	■	■	■
■	■	■	■	■	■	■	■	■	■	■	■	■	■	■	■	■	■
■	■	■	■	■	■	■	■	■	■	■	■	■	■	■	■	■	■
■ (standard 標準)	■ (standard 標準)	■ (standard 標準)	■ (standard 標準)	■ (standard 標準)	■ (standard 標準)	■ (optional 可選)	■ (optional 可選)	■ (optional 可選)	■ (optional 可選)	■ (optional 可選)	■ (optional 可選)	■ (optional 可選)	■ (optional 可選)	■ (optional 可選)	■ (optional 可選)	■ (optional 可選)	■ (optional 可選)
■ (standard 標準)	■ (standard 標準)	■ (optional 可選)	■ (optional 可選)	■	■	■ (optional 可選)	■ (optional 可選)	■ (optional 可選)	■ (optional 可選)	■ (optional 可選)	■ (optional 可選)	■ (optional 可選)	■ (optional 可選)	■ (optional 可選)	■ (optional 可選)	■ (optional 可選)	■ (optional 可選)
-	-	■	■	■	■	■	■	■	■	■	■	■	■	■	■	■	■
■	■	■	■	■	■	■	■	■	■	■	■	■	■	■	■	■	■
■	■	■	■	■	■	■	■	■	■	■	■	■	■	■	■	■	■
97x106x105	100x143x128	140x180x130	140x180x130	199x175.5x130	193x206x154	230x254x176	306x341x233	306x341x233									
97x142x105	100x188x128	140x215x130	140x215x130	199x219x130	193x260x154	230x318x176	306x429x233	306x429x233									
0.7	1.3	1.5	1.5	2.6	3.1	5.7	11.5	11.5									
0.9	1.6	1.8	1.8	3.6	4.1	7.7	14.4	14.4									

## Selection Table 選型表

# Interpact INS Switch-Disconnectors

Electrical Characteristics as per IEC 60947-1 / IEC 60947-3

## Interpact INS 隔離開關


電氣特性符合 IEC 60947-1 / IEC 60947-3 及 EN 60947-1




INS80



INS160



INS1600



INS2500

Interpact INS switch-disconnectors 隔離開關		INS40	INS63	INS80	INS100	INS125					
Number of poles 極數		3, 4	3, 4	3, 4	3, 4	3, 4					
Conventional thermal current (A) 額定發熱電流	<b>I<sub>th</sub></b> at 60°C	40	63	80	100	125					
Rated insulation voltage (V) 額定絕緣電壓	<b>U<sub>i</sub></b> AC 50/60 Hz	690	690	690	750	750					
Rated impulse-withstand voltage (kV) 額定沖擊耐壓	<b>U<sub>imp</sub></b>	8	8	8	8	8					
Rated operational voltage (V) 額定工作電壓	<b>U<sub>e</sub></b> AC 50/60 Hz	500	500	500	690	690					
	DC	250	250	250	250	250					
Rated operational current (A) 額定工作電流	<b>I<sub>e</sub></b>	<b>AC 50/60 Hz</b>		<b>DC</b>							
		AC22A	AC23A	AC22A	AC23A	AC22A	AC23A	AC22A	AC23A	AC22A	AC23A
	220-240 V	40	40	63	63	80	80	100	100	125	125
	380-415 V	40	40	63	63	80	72	100	100	125	125
	440-480 V <sup>(1)</sup>	40	40	63	63	80	63	100	100	125	125
	500 V	40	32	63	40	80	40	100	100	125	125
	500-525 V	-	-	-	-	-	-	-	-	-	-
	660-690 V	-	-	-	-	-	-	100	63	125	80
	<b>DC</b>	<b>DC22A</b>	<b>DC23A</b>	<b>DC22A</b>	<b>DC23A</b>	<b>DC22A</b>	<b>DC23A</b>	<b>DC22A</b>	<b>DC23A</b>	<b>DC22A</b>	<b>DC23A</b>
	125 V (2P in series 二極串聯)	40	40	63	63	80	80	100	100	125	125
	250 V (4P in series 四極串聯)	40	40	63	63	80	80	100	100	125	125
Rated duties 額定工作制		uninterrupted duty 不間斷工作制		intermittent duty 間斷工作制		class 120 - 60%		class 120 - 60%		class 120 - 60%	
		■		■		■		■		■	
Rated short-circuit making capacity 額定短路接容量	<b>I<sub>cm</sub></b> (kA peak)	min. (switch-disconnector alone 隔離開關)		max. (with upstream protection circuit breaker 帶上級保護斷路器)		15		15		20	
		75		75		75		154		154	
Rated short-time withstand current 額定短時耐受電流	<b>I<sub>cw</sub></b> (Arms)	1 s		3 s		20 s		30 s			
		3000		1730		670		550		5500	
		1730		1730		670		1000		3175	
		550		550		550		1000		1000	
Durability (O-F cycles) 耐久性		mechanical 機械性		electrical AC 交流電		220-240 V		380-415 V		440 V	
		20000		20000		20000		15000		15000	
		AC22A	AC23A	AC22A	AC23A	AC22A	AC23A	AC22A	AC23A	AC22A	AC23A
	220-240 V	1500	1500	1500	1500	1500	1500	1500	1500	1500	1500
	380-415 V	1500	1500	1500	1500	1500	1500	1500	1500	1500	1500
	440 V	1500	1500	1500	1500	1500	1500	1500	1500	1500	1500
	440-480 V	-	-	-	-	-	-	-	-	-	-
	500 V	1500	1500	1500	1500	1500	1500	1500	1500	1500	1500
	500-525 V	-	-	-	-	-	-	-	-	-	-
	660-690 V	-	-	-	-	-	-	-	-	-	-
	690 V	-	-	-	-	-	-	1500	1500	1500	1500
	<b>DC</b>	<b>DC22A</b>	<b>DC23A</b>	<b>DC22A</b>	<b>DC23A</b>	<b>DC22A</b>	<b>DC23A</b>	<b>DC22A</b>	<b>DC23A</b>	<b>DC22A</b>	<b>DC23A</b>
	electrical DC 直流電 125 V	-	-	-	-	-	-	-	-	-	-
	250 V	1500	1500	1500	1500	1500	1500	1500	1500	1500	1500
Suitability for isolation 絕緣的安全性		■		■		■		■		■	
<b>Installation and connection 安裝與連接</b>											
Fixed, front connection 定位前面連接		■		■		■		■		■	
Fixed, rear connection 定位後面連接		-		-		-		-		-	
On a symmetrical rail 對稱路軌		■		■		■		-		-	
Backplate 背板		■		■		■		■		■	
<b>Control 控制</b>											
Direct and extended front rotary handle 直接及延伸前置旋轉手柄		■		■		■		■		■	
Direct and extended lateral rotary handle 直接及延伸側置旋轉手柄		■		■		■		■		■	
Locking by padlocks 扣鎖鎖上		■		■		■		■		■	
Complete source-changeover assembly 電源轉換系統		-		-		-		■		■	
<b>Installation and connection accessories 安裝與連接配件</b>											
Bare cable connectors 裸電纜接線器		■		■		■		■		■	
Terminal extensions 端子擴展		-		-		-		-		-	
Spreaders 橫柱		-		-		-		-		-	
One-piece spreader 橫柱		-		-		-		-		-	
Terminal shrouds 端子護罩		■		■		■		■		■	
Terminal shields 端子屏罩		■		■		■		■		■	
Phase barriers 相位擋板		-		-		-		■		■	
<b>Dimensions and weights 尺寸和重量</b>											
Overall dimensions 總尺寸 H x W x D (mm)		3P	4P	85 x 90 x 62.5	85 x 90 x 62.5	85 x 90 x 62.5	100 x 135 x 62.5	100 x 135 x 62.5	100 x 135 x 62.5	100 x 135 x 62.5	100 x 135 x 62.5
Approximate weight 大約重量 (kg)		3P	4P	0.5	0.5	0.5	0.8	0.8	0.8	0.8	0.8
		3P	4P	0.6	0.6	0.6	0.9	0.9	0.9	0.9	0.9

(1) Suitable for 480 V NEMA. 適用於 480V NEMA

(2) For vertical connection busbars only. 只用於垂直連接之母線。



## Selection Table 選型表

## VARIO Switch-Disconnectors

Electrical Characteristics as per IEC 60947-1 / IEC 60947

### VARIO 隔離開關

電氣特性符合 IEC 60947-1 / IEC 60947-3 及 EN 60947-1



VARIO

VARIO switch-disconnectors 隔離開關			
<b>Environment 工作環境</b>			
Conforming to standards 符合標準			
Product certifications 產品認證			
Degree of protection with protection shroud 保護級別帶保護罩			
Ambient air temperature 環境溫度	°C		
Flame resistance 阻燃性能	°C		
Shock resistance 抗衝擊性能	gn		
1/2 sine wave = 11 ms conforming to IEC60068-2-27 1/2 正絃波 = 11ms 符合 IEC60068-2-27標準			
Vibration resistance 抗振性能	gn		
10...150 Hz conforming to IEC 60068-2-6 10...150 Hzs 符合 IEC 60068-2-6標準			
<b>Electrical characteristics, A.C. operation 電氣特性 · A.C.運作</b>			
Rated operational voltage 額定工作電壓			<b>Ue</b> V
Rated impulse withstand voltage 額定沖擊耐壓			<b>Uimp</b> kV
Conventional thermal currents 額定發熱電流	in free air and rated uninterrupted 散定及額定不間斷	<b>Ith &amp; Iu</b> A	
	in enclosure 封閉	<b>Ithe</b> A	
Rated operational power and current 額定工作功率與電流	AC-21A/22A	230...690 V	A
	AC-23A	230 V	A/kW
		240 V	A/kW
		400 V	A/kW
		415 V	A/kW
		500 V	A/kW
Rated operational power 額定工作功率	AC-3	690 V	A/kW
		230/240 V	kW
		400/415 V	kW
		500 V	kW
		690 V	kW
<b>Intermittent duty class 間斷的負載類別</b>			
Characteristics in normal operating conditions 正常運作特性	Rated making capacity 額定接通容量	AC-21A/22A/23A	<b>I rms</b> A/400 V
	Rated breaking capacity 額定分斷容量		A/400 V
Short-circuit characteristics 短路特性	Permissible rms short time rating 短時允許耐受電流		<b>Icw</b> A/400 V/1s
	Rated making capacity under short-circuit conditions I peak 短路時的額定接通能力		<b>Icm</b> kA/400 V
	Rated conditional short-circuit current with aM/gG fuses 額定短路電流與aM/gG保險絲		<b>I rms</b> kA/400 V
			A
<b>Other characteristics 其他特性</b>			
Mechanical durability 機械耐久性 (million of operating cycles) (一百萬次運作週期)			
Electrical durability 交流電耐久性 (cat. AC-21) (million of operating cycles) (一百萬次運作週期)			
Electrical durability 直流電耐久性 (cat. DC-1 to 5) (operating cycles) (運作週期)			
Suitability for isolation 絕緣的安全性			
Cabling 電纜	Flexible cable + cable end 帶線纜端的軟電纜	mm <sup>2</sup>	
	Solid cable 電質電纜	mm <sup>2</sup>	
Tightening torque 緊固扭矩	N.m		



-3 and EN 60947-1 / EN 60947-3

/ EN 60947-3 標準

V02	V01	V0	V1	V2	V3	V4	V5	V6
IEC 60947-3								
UL,CSA,GL								
IP 20 conforming to IEC 60529 IP 20 符合 IEC 60529 標準								
- 20...+ 50								
960 conforming to IEC 60695-2-1 960 符合 IEC 60695-2-1 標準								
30	30	30	30	30	30	30	30	30
1	1	1	1	1	1	1	1	1
690	690	690	690	690	690	690	690	690
8	8	8	8	8	8	8	8	8
12	20	25	32	40	63	80	125	175
10	16	20	25	32	50	63	100	140
12	20	25	32	40	63	80	125	160
10.6/3	14/4	19.7/5.5	19.7/5.5	25.8/7.5	50.3/15	61.2/18.5	71.9/22	96.6/30
10.6/3	14/4	19.9/5.5	18.9/5.5	24.8/7.5	48.2/15	58.5/18.5	68/22	92.7/30
8.1/4	11/5.5	14.5/7.5	21.8/11	29/15	41.5/22	57/30	68.5/37	83/45
8.1/4	11/5.5	14/7.5	21/11	28/15	40/22	55/30	66/37	80/45
8.9/5.5	11.9/7.5	16.7/11	16.7/11	28.5/18.5	44/30	54/37	64.5/45	79/55
8.6/7.5	12.3/11	17.5/15	17.5/15	17.5/15	25/22	33/30	42/37	49/45
1.5	3	4	4	5.5	11	15	22	30
3	4	5.5	7.5	11	18.5	22	30	37
4	5.5	7.5	7.5	15	22	30	37	45
5.5	7.5	11	11	11	18.5	18.5	30	37
30	30	30	30	30	30	30	30	30
120	200	250	320	400	630	800	1250	1750
120	200	200	250	320	500	640	1000	1400
300	300	300	384	480	756	960	1500	2100
1	1	1	1	1	2.1	2.1	2.8	2.8
10	10	10	10	10	10	10	10	10
12	20	25	35	50	63	80	125	200
0.1	0.1	0.1	0.1	0.1	0.03	0.03	0.03	0.03
0.1	0.1	0.1	0.1	0.1	0.03	0.03	0.03	0.03
30,000	30,000	30,000	30,000	30,000	30,000	30,000	30,000	30,000
Yes	Yes	Yes	Yes	Yes	Yes	Yes	Yes	Yes
6	6	6	6	6	16	16	70	70
10	10	10	10	10	25	25	95	95
2.1	2.1	2.1	2.1	2.1	4	4	22.6	22.6

Catalogue Number\*  
產品編號\*

## Fupact INFB Switch-Disconnectors Fuses (w/o fuse-links) Switch Complete with Extended Rotary Handle Fupact INFB 菲士掣帶延伸旋轉手柄

Type 類型	Rating (A) 額定電流	Unit Reference 產品編號	
	AC 23A @ 400V	3 pole 三極	4 pole 四極
INFB32	32	LV480682C#	LV480683C#
INFB63	63	49577C#	49578C#
INFB100	100	49581C#	49582C#
INFB160	160	49585C#	49586C#
INFB200	200	LV480515C#	LV480516C#
INFB250	250	LV480517C#	LV480518C#
INFB400	400	LV480519C#	LV480520C#
INFB630	630	LV480521C#	LV480522C#
INFB800	800	LV480523C#	LV480524C#

# Include Extended Rotary Handle 已包含延伸旋轉手柄。

### Extended Front Rotary Handle <sup>(1)</sup> 延伸前置旋轉手柄 <sup>(1)</sup>

For use with 應用於	Unit Reference 產品編號	
	Red/Yellow 紅/黃	Black 黑
INFB32 - INFB250	49616	49619
INFB400	LV480541	LV480540
INFB630 - INFB800	49617	49620

## Interpact INS Switch-Disconnectors (w/o extended handle) Interpact INS 隔離開關(不包括延伸手柄)

Type 類型	Rating (A) 額定電流	Unit Reference 產品編號	
	AC 23A @ 400V	3 pole 三極	4 pole 四極
INS40	40	28900	28901
INS63	63	28902	28903
INS80	80	28904	28905
INS100	100	28908	28909
INS125	125	28910	28911
INS160	160	28912	28913
INS250	250	31106	31107
INS320	320	31108	31109
INS400	400	31110	31111
INS500	500	31112	31113
INS630	630	31114	31115
INS800	800	31330	31331
INS1000	1000	31332	31333
INS1250	1250	31334	31335
INS1600	1600	31336	31337
INS2000	2000	31338	31339
INS2500	2500	31340	31341

### Extended Front Rotary Handle <sup>(2)</sup> 延伸前置旋轉手柄 <sup>(2)</sup>


For use with 應用於	Unit Reference 產品編號		
	Red/Yellow 紅/黃	Black 黑	
INS40 - INS160	front 前置式	28942	28941
	lateral 側置式	28944	28943
INS250	31051	31050	
INS320/630	31053	31052	
INS630/1600	31287	31286	
INS2000/2500	-	31288	

(1) Switch-disconnectors fuses in enclosure with extended handle can reach IP65 protection as per IEC 60529.  
安裝於帶延伸手柄菲士掣箱內的菲士掣均符合 IEC 60529 標準的 IP65 保護等級。

(2) Switch-disconnectors in enclosure with extended handle can reach IP55 protection as per NFC 20-010.  
安裝於帶延伸手柄隔離開關箱內的隔離開關符合 NFC 20-010 標準的 IP55 保護等級。

\* For catalogue numbers of accessories and lateral rotary handle switch-disconnectors fuses/switch-disconnectors, please contact Schneider Electric (HK) Ltd.  
有關其他配件及側置旋轉手柄菲士掣/隔離開關的產品編號，請與施耐德電氣(香港)有限公司聯絡。

**Catalogue Number\***  
**產品編號\***



V5



KCF1PZ



VZ18



KZ32

**VARIO Switch-Disconnectors**  
**VARIO 隔離開關**

Operational Current (A) 運行電流	Rating (A) 額定電流	Unit Reference	產品編號
<b>AC 23A @ 400V</b>			
		<b>3 pole 三極</b>	<b>3 pole + N</b>
8.1	12	V02	V02 + VZ11
11	20	V01	V01 + VZ11
14.5	25	V0	V0 + VZ11
21.8	32	V1	V1 + VZ11
29	40	V2	V2 + VZ11
41.5	63	V3	V3 + VZ12
57	80	V4	V4 + VZ12
68.5	125	V5	V5 + VZ13
83	175	V6	V6 + VZ13

**Operation handles front mount<sup>(1)</sup>**  
**板前操作手柄<sup>(1)</sup>**

For use with 應用於	Unit Reference	產品編號
	<b>Red/Yellow 紅/黃</b>	<b>Black 黑</b>
V02...V2	KCF1PZ	KAF1PZ
V3 and V4	KCF2PZ	KAF2PZ
V5 and V6	KCF3PZ	KAF3PZ

**Extended shaft**  
**加長軸**

For use with 應用於	Unit Reference	產品編號
V02...V2	VZN17	
V3...V6	VZ18	

**Door interlock plates**  
**門鎖座**

For use with 應用於	Unit Reference	產品編號
V02...V2	KZ32	
V3...V6	KZ74	


(1) Switch-disconnectors in enclosure with extended handle can reach IP65 protection as per IEC60529.  
安裝於帶延伸手柄隔離開關箱內的隔離開關符合 IEC 60529 標準的 IP65 保護等級。

\* For catalogue numbers of accessories and lateral rotary handle switch-disconnectors fuses/switch-disconnectors, please contact Schneider Electric (HK) Ltd.  
有關其他配件及側置旋轉手柄非士掣/隔離開關的產品編號，請與施耐德電氣(香港)有限公司聯絡。


## Enclosed Fupact / Interpact, IP54 Fupact / Interpact 連箱，IP54

### 技術參數

- **IP54保護等級**
- 具有保護設計，避免接觸有電部份
- 提供足夠空間方便接線及安裝
- 箱體採用電解鋼板製造，並採用靜電噴粉
- 設計要求符合 IEC 60947-1 及 IEC 60947-3



Enclosed Fupact



Enclosed Interpact

### Technical Specifications

- **Degree of protection : IP54**
- Protect against contact with live parts
- Sufficient space for wiring and installation
- High quality electro-galvanised steel with epoxy powder coating
- Complied with IEC 60947-1& IEC 60947-3

### Fupact Switch-Disconnectors Fuses with Enclosure Fupact 菲士製連箱(不帶菲士膽)

Rating (A) 額定電流	Unit Reference 產品編號		3P/4P Dimensions 尺寸(mm)		
	3 pole 三極	4 pole 四極	H	W	D
32	B73032	B74032	250	250	130
63	B73063	B74063	300	300	160
100	B73100	B74100	400	300	160
160	B73160	B74160	400	300	160
200	B73200	B74200	480	350	200
250	B73250	B74250	480	350	200
400	B73400	B74400	600	500	250
630	B73630	B74630	800	600	300
800	B73800	B74800	800	600	300

### Interpact Switch-Disconnectors with Enclosure Interpact 隔離開關連箱

Rating (A) 額定電流	Unit Reference 產品編號		3P/4P Dimensions 尺寸(mm)		
	3 pole 三極	4 pole 四極	H	W	D
40	B83040	B84040	250	220	130
63	B83063	B84063	250	220	130
80	B83080	B84080	250	220	130
100	B83100	B84100	300	250	130
125	B83125	B84125	300	250	130
160	B83160	B84160	300	250	130
250	B83250	B84250	400	300	200
320	B83320	B84320	600	500	250
400	B83400	B84400	600	500	250
500	B83500	B84500	600	500	250
630	B83630	B84630	600	500	250

Schneider Electric (HK) Ltd.  
施耐德電氣 (香港) 有限公司

13th Floor, East Wing, Warwick House,  
Taikoo Place, 979 King's Road, Quarry Bay, HK.  
香港鰂魚涌英皇道979號太古坊和域大廈13樓東翼  
Tel 電話: 2565 0621 Fax 傳真: 2811 1029  
Customer Care Centre 客戶服務中心: 2579 9699  
Website 網址: www.schneider-electric.com.hk

As standards, specifications and designs change from time to time, please ask for confirmation of the information given in this publication.  
由於標準、規格及設計時有變更，請與我們的銷售部門確認資料。